

Lacombe Outreach

2025-2026



Quality Learning

Every child, in every classroom, in every school, in every community deserves a great teacher!

Supporting ALL Students

Doing whatever it takes to meet the needs of all students!

ACE PLAN

Assurance - Collaboration - Engagement

*Learning together, solving problems together, working together.
- We're stronger together!*

Collective Responsibility

The Facts About Lacombe Outreach

Students at LOS

- Grade 10-12
- Junior High Gr 7-9
- Upgrading
- Adults
- Dual
- Total

Demographics

Lacombe Outreach School is proud to serve students from all of Wolf Creek Public School communities.

Programming

- Grades 7-9: In-person / online hybrid program
- Grades 10 -12: In-person and online learning
- Self-paced & Asynchronous Learning
- Off Campus & Dual Credit:



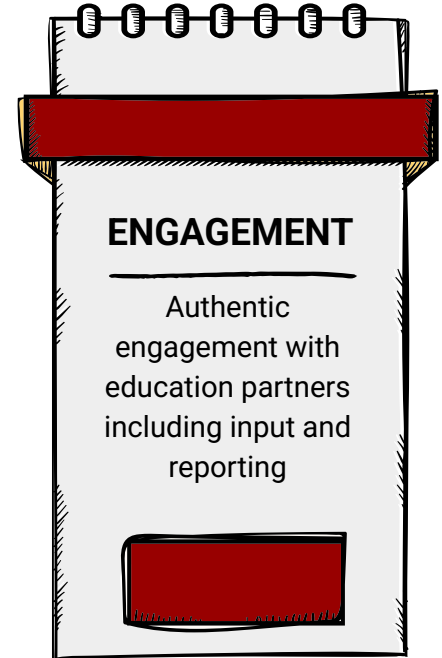
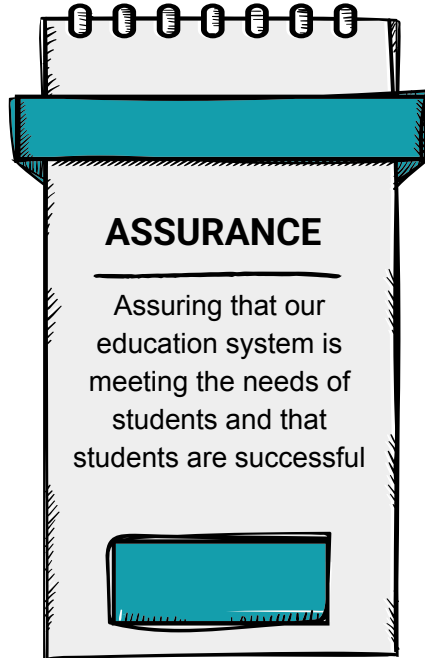
13 Team Members

- | | |
|-------------------|------|
| • Teaching FTE | 7.78 |
| • EA FTE | 1.5 |
| • SSW FTE | 0.8 |
| • Admin Assistant | 1.0 |

Additional Details

All of our students in grade 7 to adult age have the option to take courses via online.

ACE Plan



WCPS Priority Areas 25/26

25/26 Focus Areas |



Lacombe Outreach School FLOURISHING GOAL

Our Flourishing Goal is

To empower every student at Lacombe Outreach School to achieve their full potential through quality teaching within a vibrant and supportive learning community, fostering academic growth, well-being, and clear pathways to future success, in partnership with engaged staff, families, and community.

Evidence & Engagement

How do we know this is our flourishing goal?

- We know that our goal statement encompasses the direction of all actions and decision we make at LOS
- This is Year 3 of our focus on learning and building our capacity in relation to Quality Teaching - planning and learning into action
- Alignment with new WCPS Education Plan

Who are we at our best?

- When the team at LOS meets the individual needs of each student - doing what is required for student success

What might we be? What are the possibilities?

- An alternative education location for ALL students in Wolf Creek School Division
- An exemplar of Quality Teaching in an alternative educational environment
- An educational environment where student needs are met, to a high standard, at a stand alone location

What would support innovation in this area?

- Team members are excited to look at all areas of the services they provide to

What evidence tells you this is an area of focus?

- *Feedback from Lacombe Outreach stakeholders - focusing on well-rounded students, including academics, has been identified as a top priority*
- *STP² meetings have underscored the need to focus on students academically, and how the team at LOS can best meet these diverse needs*
- *Diploma & PAT results - identifies that there are areas for growth in how we engage students in their learning*
- *Teacher interaction and feedback regarding Quality Teaching - teachers acknowledge that learners at our school are diverse, and we must work to build a learning environment that meets all of these needs*
- *AEAM data - this document allows us to better identify areas that students are struggling with... with a refined focus on Quality Teacher, we intend to shore up the areas where students are struggling*
- *WCPS Divisional Data - similar to the AEAM data - we can clearly identify where*

TEMPLATE INSTRUCTIONS

*Anything is possible
with a plan!*

- ❑ Complete and personalize all the slides in this template to fit your school.
- ❑ Any data slides that do not apply to your school can be deleted.
- ❑ Feel free to duplicate any slides that require additional data/commentary that cannot be comfortably included on one slide.
- ❑ **Resource:** [WCPS Ed Plan 2025-2029](#)
- ❑ **Resources:** [Sample ACE Plan Goal 1 Numeracy](#), [Goal 2 Staff Wellness](#), [Goal 3 Assessment](#)
- ❑ Anything highlighted in yellow can be deleted once data/commentary has been added. Or, delete the yellow highlighting once text is customized.
- ❑ Please delete this slide once your template has been completed.

25/26 ACE GOAL INSTRUCTIONS

*Anything is possible
with a plan!*

❑ Flourishing Goal

- ❑ Please create a flourishing goal that aligns with your school and the 4 year Education Plan.

❑ 25/26 ACE Plan Priority Areas - Quality Learning, Supporting all Students, and Collective Responsibility

In 2025/2026 we will be in the first year of our new Assurance Plan, we are committed to focusing on all aspects of the Assurance plan for for 2025/2026. We ask that you create a goal(s) that address divisional and/or school based areas of focus from each of the priority areas. For example the following goals will have elements within them that will meet all priority areas:

Goal: Implementing the new K-6 math curriculum focusing on supporting diverse students using DI & UDL.

Goal: Implementing high impact teaching strategies that supports student learning in mathematics.

Goal: To review and improve our school's assessment practices to support student growth and achievement.

Goal: Enhancing the health and well being of the staff and encouraging staff to make staff wellness a priority within our school.

- ❑ Please delete this slide once your template has been completed.

2024-2025 Reflection

(in brief describe your 2024/2025 successes and struggles)

Successes and Celebrations

- Focus on Quality Teaching and Learning within LOS
 - Our work over the last two years has now lead to the start of an “overhaul” process of our core learning materials
 - Under the lens of “Quality Teaching”, our core courses are being redesigned and built within Google Classroom
 - LOS is a place where we deliver high quality learning experiences - as we expect our students to have the very best opportunities to learn and grow
- Artificial Intelligence
 - LOS continues to be at the forefront of AI within Wolf Creek School Division
 - We have incorporated AI into our learning opportunities for students
 - Teachers are using AI tools to help better educational opportunities for students
 - LOS entered a partnership with an exterior company to help build a custom made AI chatbot for student use
- Safe and Caring Environment
 - LOS continues to be a place where students from all over Wolf Creek Public Schools can find a place to succeed and flourish
 - LOS team members pride themselves on creating a friendly and welcoming environment
- Junior High Hybrid Program
 - Our program continues to grow and serve the needs to Grade 7-9 students from throughout the school division
 - Our team has grown to include 2 teachers and an educational assistant
 - New In-Person Option - Students can now access the school - True hybrid program

Challenges/Areas for Growth


- Literacy & Numeracy
 - Skills in these two vital areas continue to be a challenge
 - Programs that could be accessed and utilized would be beneficial
 - Dedicated staff time to work with students in these areas would certainly aid students in their development
- AI with students and team members
 - LOS is looking into how we can support and educate our students about Artificial Intelligence
 - LOS is continually trying to educate and inform team members about how Artificial Intelligence can help them boost learning opportunities for students

Alberta Education Assurance Measure (AEAM) Results

Lacombe Outreach School - Alberta Education Assurance Measures - Overall Summary

Assurance Domain	Measure	Lacombe Outreach School			Alberta			Measure Evaluation		
		Current Result	Prev Year Result	Prev 3 Year Average	Current Result	Prev Year Result	Prev 3 Year Average	Achievement	Improvement	Overall
Student Growth and Achievement	Student Learning Engagement	90.1	53.3	71.3	83.9	83.7	84.4	Very High	Improved Significantly	Excellent
	Citizenship	89.1	68.8	82.9	79.8	79.4	80.4	Very High	Maintained	Excellent
	3-year High School Completion	45.6	23.5	31.0	81.4	80.4	81.4	Very Low	Improved	Issue
	5-year High School Completion	51.5	46.1	60.2	87.1	88.1	87.9	Very Low	Maintained	Concern
	PAT6: Acceptable	n/a	n/a	n/a	n/a	68.5	67.4	n/a	n/a	n/a
	PAT6: Excellence	n/a	n/a	n/a	n/a	19.8	18.9	n/a	n/a	n/a
	PAT9: Acceptable	n/a	9.4	4.7	n/a	62.5	62.6	n/a	n/a	n/a
	PAT9: Excellence	n/a	0.8	0.4	n/a	15.4	15.5	n/a	n/a	n/a
	Diploma: Acceptable	n/a	77.1	79.4	n/a	81.5	80.9	n/a	n/a	n/a
	Diploma: Excellence	n/a	12.1	12.4	n/a	22.6	21.9	n/a	n/a	n/a
Teaching & Leading	Education Quality	94.8	76.9	86.5	87.7	87.6	88.2	Very High	Improved	Excellent
Learning Supports	Welcoming, Caring, Respectful and Safe Learning Environments (WCERSLE)	93.2	74.4	87.5	84.4	84.0	84.9	Very High	Maintained	Excellent
	Access to Supports and Services	97.4	73.0	88.2	80.1	79.9	80.7	Very High	Improved	Excellent
Governance	Parental Involvement	97.7	n/a	90.0	80.0	79.5	79.1	Very High	Maintained	Excellent

Alberta Education Assurance Measure (AEAM)/WCPS Results

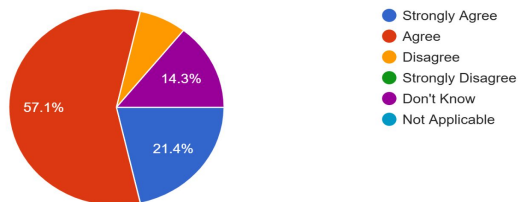


WCPS/(Ab Ed) Percentage of teachers, parents and students who agree that students are engaged in their learning.

	Lacombe Outreach School												
	2021		2022		2023		2024		2025				
	N	%	N	%	N	%	N	%	N	%	Achievement	Improvement	Overall
Overall	40	81.1	27	85.8	28	74.8	22	53.3	62	90.1	Very High	Improved Significantly	Excellent
Parent	n/a	n/a	3	*	n/a	n/a	5	*	2	*	*	*	*
Student	34	73.4	21	71.5	28	74.8	22	53.3	53	80.3	Very High	Improved	Excellent
Teacher	6	88.9	6	100.0	4	*	4	*	9	100.0	n/a	Maintained	n/a

3. My school work is interesting.

28 responses



Success(es)/Celebration(s)

- Significant improvement in results versus previous year
- Highest overall score in the reported window
- Highest number of participants in survey
- As an alternative education environment, we pride ourselves on creating spaces where students can be engaged in their learning


Target(s) for Improvement

- Via the WCPS survey, there are some members of our community that reported "disagree" and/or "don't know"
- Identify why members of our community report "disagree: and/or "don't know"
- Google Classroom creation vis Quality Teaching Lens is aimed at building student engagement and success
- Continued use and improvement of STP² process - we are able to identify how students feel about their engagement with their learning, and find ways to improve

Strategies

- As part of our Quality Teaching focus, students friendly outcomes will be front and center prior to any learning, and will be referred back to often
- LOS administrators carry out their own internal exit survey - we want to communicate with and learn from stakeholders who report "disagree" and/or "i don't know"
- Movement to Google Classroom and overhaul of our teaching practice is directly aimed at increasing student learning and engagement - we hope to see an overall increase in this area moving forward

Alberta Education Assurance Measure (AEAM)/WCPS Results



WCPS/(Ab Ed) Percentage of teachers, parents and students who are satisfied that students models the characteristics of active citizenship.

	Lacombe Outreach School										Measure Evaluation		
	2021		2022		2023		2024		2025				
	N	%	N	%	N	%	N	%	N	%	Achievement	Improvement	Overall
Overall	40	91.0	27	87.0	28	92.8	22	68.8	62	89.1	Very High	Maintained	Excellent
Parent	n/a	n/a	3	*	n/a	n/a	5	*	2	*	*	*	*
Student	34	85.5	21	74.0	28	92.8	22	68.8	53	82.8	Very High	Maintained	Excellent
Teacher	6	96.6	6	100.0	4	*	4	*	9	95.3	Very High	Maintained	Excellent

Success(es)/Celebration(s)

- Significant one year improvement - 68.8% to 89.1%
- Score back in alignment with previous years (excluding 2024)
- LOS scored higher than the provincial average
- LOS prides itself on working with the “whole” student - we acknowledge that our job is help students grow in areas BEYOND academics
- We want to help students find their potential - so they can successfully enter the world after high school

Target(s) for Improvement

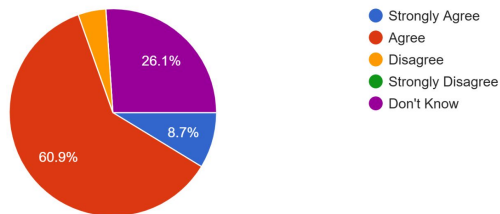
- Informing parents - our WCPS Parent Survey results indicate that some parents are not aware of the way in which their child is being invited and encouraged to engage in activities beyond school academics
- Formal communication - LOS we stoved to find the best way to inform parents.
- NOTE - parents are involved in monthly STP² meetings. During these meetings with parents, we do focus on non-academic topics, such as citizenship. With this in mind, parent survey results are surprising

Strategies


- Enhanced focus on citizenship during STP² meeting, with students and parents
- Greater frequency of communication with parents - We currently have parents into the school once / month. What is the best way to communicate some of the ways that students can get involved beyond academics?
- Volunteer option - We could include volunteering/citizenship as a requirement for all students at LOS... this would become the norm for all students who enter our school
- We are now entering into the area of Mr. Grabo - how can this blend with the area of courses that he offer and teachers (work experience, RAP, Dual Credits, etc)

14. Your child is encouraged at school to be involved in activities that help the community.

23 responses



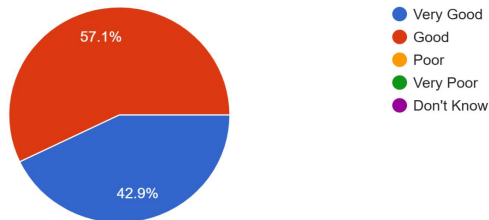
Alberta Education Assurance Measure (AEAM)/WCPS Results



WCPS/(Ab Ed) Percentage of teachers, parents and students satisfied with the overall quality of basic education.

	Lacombe Outreach School										Measure Evaluation		
	2021		2022		2023		2024		2025		Achievement	Improvement	Overall
	N	%	N	%	N	%	N	%	N	%			
Overall	40	90.4	27	91.5	28	91.0	22	76.9	62	94.8	Very High	Improved	Excellent
Parent	n/a	n/a	3	*	n/a	n/a	5	*	2	*	*	*	*
Student	34	86.3	21	85.7	28	91.0	22	76.9	53	89.5	Very High	Maintained	Excellent
Teacher	6	94.4	6	97.2	4	*	4	*	9	100.0	Very High	Maintained	Excellent

1. Overall, is the education you are receiving at school...
28 responses



Success(es)/Celebration(s)

- Sharp increase from previous year (76.9% to 94.8%)
- Highest number of student participation in AEAM survey in response to this question
- Results are very high & improved / maintained
- WCPS Student survey provides results that align with AEAM data
- LOS results are higher than provincial average

Target(s) for Improvement

- Ensure that measures remain high in 2025/26 school year
- Transition to Google Classroom, under the lens of Quality Teaching should ensure growth in Quality of Education for students

Strategies

- Enhance STP² process - Continue to build and improve upon how we learn about students, and how to best meet their educational needs
- Build upon how we currently serve our students, via new Google Class room approach for all core courses

Alberta Education Assurance Measure (AEAM)/WCPS Results

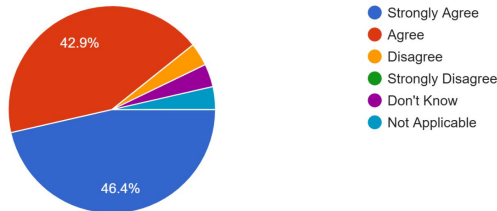


WCPS/(Ab Ed) Percentage of teachers, parents and students who agree that their learning environments are welcoming, caring, respectful and safe.

	Lacombe Outreach School										Measure Evaluation		
	2021		2022		2023		2024		2025				
	N	%	N	%	N	%	N	%	N	%	Achievement	Improvement	Overall
Overall	40	91.7	27	92.5	28	95.6	22	74.4	62	93.2	Very High	Maintained	Excellent
Parent	n/a	n/a	3	*	n/a	n/a	5	*	2	*	*	*	*
Student	34	88.2	21	84.9	28	95.6	22	74.4	53	88.0	Very High	Maintained	Excellent
Teacher	6	95.2	6	100.0	4	*	4	*	9	98.4	Very High	Maintained	Excellent

15. I feel welcome at my school.

28 responses



Success(es)/Celebration(s)

- Sharp increase from previous year (74.4% to 93.2%)
- WCPS Student survey provides results that align with AEAM data
- LOS results are higher than provincial average
- The focus of the team at LOS is to provide an educational where all students can succeed - where is journey is customized to the individual. These results reinforce that our educational approach is working within Wolf Creek School Division

Target(s) for Improvement

- Our goal is for ALL students to respond positively to this question
- Via our STP² meetings, we will endeavour to discover ways that we can make LOS more welcoming and suitable for all students
- Stability in FSLW position - This position continues to be occupied by highly passionate and capable individuals - but, we have experienced a period of fluctuation. We hope to have our current team member in this position for a longer period of time. This will increase connections and supports available to our students

Strategies

- Strive to boost FSLW FTE from 0.8 to 1.0
- Greater frequency of workshops / presentations for LOS students - as needed and / or identified
- New teacher added - We now have a teacher who will primarily focus on academic counselling. This will be another layer of connection with students beyond teaching and learning.

Alberta Education Assurance Measure (AEAM)/WCPS Results

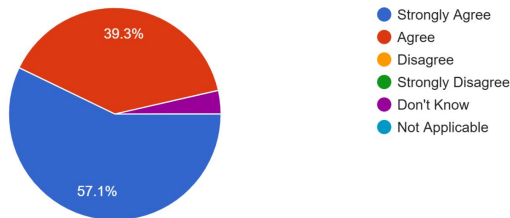


WCPS/(Ab Ed) Percentage of teachers, parents and students who agree that students have access to the appropriate supports and services at school.

	Lacombe Outreach School										Measure Evaluation		
	2021		2022		2023		2024		2025				
	N	%	N	%	N	%	N	%	N	%	Achievement	Improvement	Overall
Overall	40	94.6	27	97.6	28	94.0	22	73.0	62	97.4	Very High	Improved	Excellent
Parent	n/a	n/a	3	*	n/a	n/a	5	*	2	*	*	*	*
Student	34	89.1	21	95.2	28	94.0	22	73.0	53	94.9	Very High	Improved	Excellent
Teacher	6	100.0	6	100.0	4	*	4	*	9	100.0	n/a	Maintained	n/a

29. It is easy to get help with school work at my school when I need it.

28 responses



Success(es)/Celebration(s)

- Sharp increase from previous year (73.0% to 97.4%)
- LOS results are higher than provincial average
- STP² process - help identify the supports required by each student
- This is the definition of success at LOS - we must ensure that we meet the academic needs (and other needs) of our students... The results reinforce that we are meeting the needs of our students


Target(s) for Improvement

- Educational Assistants - Looking for consistency in these roles - How can we best utilize our EA's to support our students (Food Program, Junior High, Literacy)
- Family School Liaison Worker - Looking for consistency in this role - better able to build trust and relationships with students
- If required, boost FSLW FTE
- FSLW will facilitate group presentations and workshops, based on the needs of students at LOS

Strategies

- Additional Teacher for 2025/26 - Increased student support, high school panning, integration, tracking and communication based on STP² process
- Use of CRM Meetings to help identify way that students or a group of students need to be supported

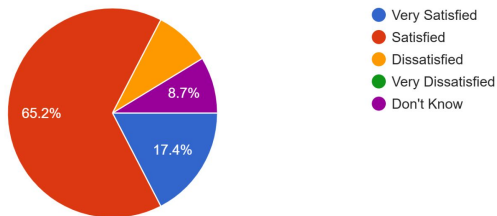
Alberta Education Assurance Measure (AEAM)/WCPS Results



WCPS/(Ab Ed) Percentage of teachers and parents who are satisfied with parental involvement in decisions about their child's education.

	Lacombe Outreach School										Measure Evaluation		
	2021		2022		2023		2024		2025				
	N	%	N	%	N	%	N	%	N	%	Achievement	Improvement	Overall
Overall	6	78.6	6	90.0	n/a	n/a	n/a	n/a	9	97.7	Very High	Maintained	Excellent
Parent	n/a	n/a	3	*	n/a	n/a	5	*	2	*	*	*	*
Teacher	6	78.6	6	90.0	4	*	4	*	9	97.7	Very High	Maintained	Excellent

29. With the opportunity to be involved in decisions about your child's school?
23 responses



Success(es)/Celebration(s)

- Parental involvement is very frequency and essential at LOS
- Grades 10-12 - all parents take part in a monthly STP² meeting and reflection (student, teacher, parent and administrator involved)
- Grades 7-9 - Biweekly contact with parents and students
- Course teachers communicate with parents/guardians about student progress on a biweekly basis

Target(s) for Improvement

- LOS administration team will strive to engage the required numbers of parents to meet the threshold for an official Parent Council
- Various information nights (quarterly) - meet the teacher, AI info night, How to use Google Classroom, etc - Essentially looking for ways to invite parents into LOS and build relationships

Strategies

- We do find it challenging to increase parental involvement
- As listed above, we utilize many different strategies to ensure that parent communication is relevant and frequent
- During our STP² meetings, we will work with parents to best determine how to increase overall parent engagement

Alberta Education Assurance Measure (AEAM)/WCPS Results

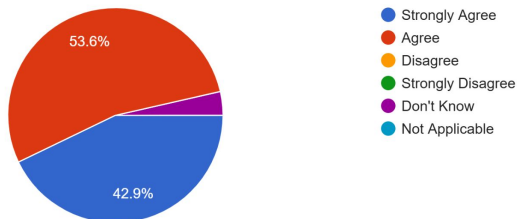


WCPS/(Ab Ed) Percentage of teachers, parents and students in agreement that: students are safe at school, are learning the importance of caring for others, are learning respect for others and are treated fairly in school.

	Lacombe Outreach School										Measure Evaluation		
	2021		2022		2023		2024		2025				
	N	%	N	%	N	%	N	%	N	%	Achievement	Improvement	Overall
Overall	40	93.5	27	97.1	28	97.8	22	76.9	62	95.2	Very High	Maintained	Excellent
Parent	n/a	n/a	3	*	n/a	n/a	5	*	2	*	*	*	*
Student	34	90.2	21	94.1	28	97.8	22	76.9	53	92.7	Very High	Maintained	Excellent
Teacher	6	96.7	6	100.0	4	*	4	*	9	97.7	Very High	Maintained	Excellent

23. I feel safe at my school.

28 responses



Success(es)/Celebration(s)

- Sharp increase from previous year (76.9% to 95.2%)
- LOS results are higher than provincial average
- WCPS Survey Results are very positive
- LOS administration is proud of our intake process, in which we speak with students and parents about the expectations for ALL individuals
- Relationship building at LOS is a priority for all team members - this allows us to adequately help each student feel like they belong and are valued

Target(s) for Improvement

- FSLW will be engaging LOS students in a number of group presentations - based on respect, growth, mental health, positive peer relationships
- Parent Council - Once we reach the threshold for an official Parent Council, we will engage our parent community in various presentations and workshops - directed at helping students

Strategies

- Focused work with LOS FSLW to bring needed resources and workshops to students and parents as needed to build in these areas
- Be aware of related PD opportunities for LOS team members
- Continue to hold a very high expectation for behavior and respect within LOS for all individuals

Alberta Education Assurance Measure (AEAM)/WCPS Results



(Ab Ed) Percentage of students in grades 6 and 9 meeting or exceeding the Acceptable Standard on Provincial Achievement Tests.

-

<<Insert School AEAM data
for this measure Here>>

Success(es)/Celebration(s)


-

Target(s) for Improvement

-

Strategies

Alberta Education Assurance Measure (AEAM)/WCPS Results



(Ab Ed) Percentage of students in grade 12 meeting or exceeding the Acceptable Standard on Diploma Exam.

-

<<Insert School AEAM data
for this measure Here>>

Success(es)/Celebration(s)

-

Target(s) for Improvement

-

Strategies

Alberta Education Assurance Measure (AEAM)/WCPS Results



WCPS/(Ab Ed) Percentage of students who completed high school within 3/4/5 years of entering grade 10.

	Lacombe Outreach School										Measure Evaluation		
	2020		2021		2022		2023		2024		Achievement	Improvement	Overall
	N	%	N	%	N	%	N	%	N	%			
3 Year Completion	32	50.8	29	36.2	18	33.3	26	23.5	42	45.6	Very Low	Improved	Issue
4 Year Completion	40	63.7	32	64.3	29	35.9	18	34.7	28	29.5	Very Low	Declined	Concern
5 Year Completion	33	62.9	41	70.5	33	64.0	30	46.1	20	51.5	Very Low	Maintained	Concern

Success(es)/Celebration(s)

- LOS provides an increased level of "customization" in regards to the school path for students. Many students select our program because they can set the pace of their high school progression. We find that many of our students and parents prefer completing high school over a 4 to 5 year period
- As we are an alternative education program within Wolf Creek Public Schools - we accept and acknowledge that they majority of our students will not graduate within the typical 3 year cycle
- But - our goal is for all students to graduate.
- In June 2024, we had 42 high school graduates - the highest number in the history of our program

Target(s) for Improvement

- Academic gaps are making progression increasingly difficult for students
- Attendance concerns continue to slow the progression of students
- We have established clear and defined windows for communication with students and parents - it is our hope that greater parental involvement will increase student participation in school
- STPP meetings are being continued to ensure that students have a solid understanding of their high school progress, course planning and reflection

Strategies

- Primary focus of newly added teacher at LOS is to focus on student progression and success
- Change to Google Classroom with a focus on Quality Teaching Practices will enhance learning opportunities for all students at LOS

Alberta Education Assurance Measure (AEAM)/WCPS Results



(Ab Ed) Annual dropout rate of students aged 14 to 18.

	Lacombe Outreach School												
	2020		2021		2022		2023		2024		Measure Evaluation		
	N	%	N	%	N	%	N	%	N	%	Achievement	Improvement	Overall
Drop Out Rate	146	6.4	148	11.4	122	8.8	108	13.9	145	15.6	Very Low	Declined	Concern
Returning Rate	14	17.7	11	32.9	18	6.0	12	0.0	16	33.9	n/a	n/a	n/a

Success(es)/Celebration(s)

- LOS has implemented numerous strategies in to retain and re-engage students
 - STP² process
 - Bi-weekly to Monthly contact with all students and parents
 - Modifications in regards to difficulty and timeline of learning (within reason) - personalised for each student
- LOS accepts students from throughout Wolf Creek School Division who have lacked academic success (for various reasons) - it is our job to meet the student where they are, and work to help them progress towards graduation

Target(s) for Improvement

- New teacher to LOS - Primary focus and assignment is student success. This teacher will work closely with the student (and parent) to gauge progress and work towards building success
- FLSW consistency - we look forward to a period of stability in this position. Greater connection and support - Work towards helping students continue in school and graduate

Strategies

- LOS will continue to focus on the individual student - we will strive to remove as many barriers to learning as possible
- We are a flexible, alternative school - we are designed to meet the needs of almost all learners. We are confident that students who enter our program can proceed towards graduation with the current level of supports in place

Alberta Education Assurance Measure (AEAM)/WCPS Results



(WCPS) Percentage of students who show growth on literacy and numeracy benchmark and diagnostic assessments (STAR, Fountas & Pinnell, LeNS, CC3, Provincial Numeracy Assessment).

Lacombe Outreach School
Star Testing Data
Fall 2025

[Link to Data](#)

Target(s) for Improvement / Strategies

- **Systematic Assessment Cycle:** Implement a continuous cycle of baseline, diagnostic, and progress monitoring assessments to identify individual and group literacy needs, using data to inform all instructional decisions and interventions
- **Literacy Across All Disciplines:** Foster a school-wide commitment to literacy, integrating reading and comprehension strategies into all subject areas and promoting a love for reading through accessible materials and dedicated reading time.
- **Ongoing Professional Development:** Equip all staff with the knowledge and practical strategies to effectively teach and support struggling readers, promoting collaborative planning and shared responsibility for literacy development.
- **AI for Personalized Literacy Enhancement:** Thoughtfully integrate AI tools to personalize learning paths, provide immediate and adaptive feedback on reading and writing, offer comprehensive comprehension and vocabulary support, and differentiate content, while also teaching students critical AI literacy skills.

Alberta Education Assurance Measure (AEAM)/WCPS Results



(WCPS) School Social Worker program data including satisfaction with the support received, feeling more connected as a result of support received, caseload and referral data.

-

<<Insert School WCPS data
for this measure Here>>

Success(es)/Celebration(s)

-

Target(s) for Improvement

-

Strategies

-

Alberta Education Assurance Measure (AEAM)/WCPS Results



(WCPS) Division data on nutrition programs in schools.

-

<<Insert School WCPS data
for this measure Here>>

Success(es)/Celebration(s)

-

Target(s) for Improvement

-

Strategies

-



**Insert to your
school's Quality
Learning,
Supporting All
Students and
Collective
Responsibility
Goals**

[LOS Goal 1](#)

[LOS Goal 2](#)

[LOS Goal 3](#)

In 2025/2026 we are committed to quality learning, supporting all students and collective responsibility.

Using the 2025 to 2029 Education Plan select goal areas within the 3 priority areas listed above.

Action Plan

How, What & Why?

(Include strategies and timeline below)

Evidence & Engagement

How & What

(How will you measure?)

Success Target

How


(How will you know you've met your target?)

Resources & Supports

What

(What digital, human, etc. resources are needed?)

ACE Plan Goal Areas - EXEMPLARS for Reference



Exemplar - Quality Learning, Supporting All Students and Building Collective Responsibility in Numeracy K to 6

Exemplar - Building Collective Responsibility Staff Wellness

Exemplar - Quality Learning, Supporting all Students and Collective Responsibility in Assessment

ACE Plan Goal Template Blank

Areas of Focus for Your School's 25/26 School-Based Learning Plan



**LINK TO YOUR SCHOOL'S PD
PLAN HERE (SHARING ACCESS -
ALL WCPS AA WITH LINK)**